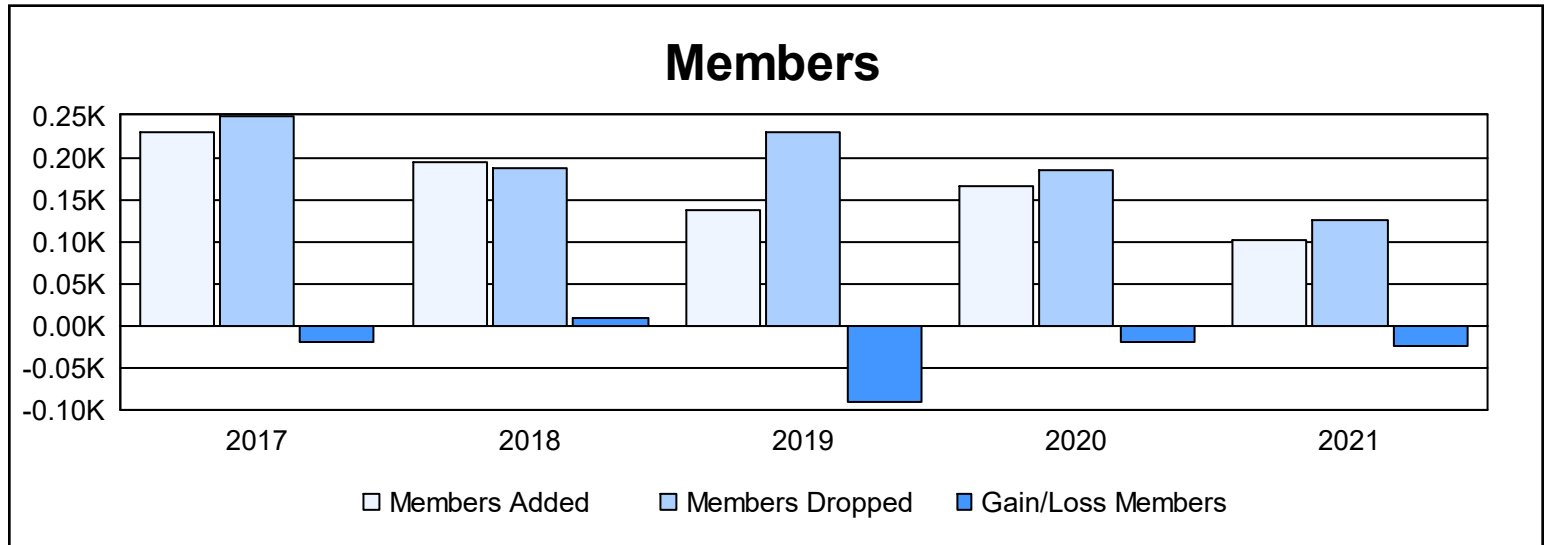
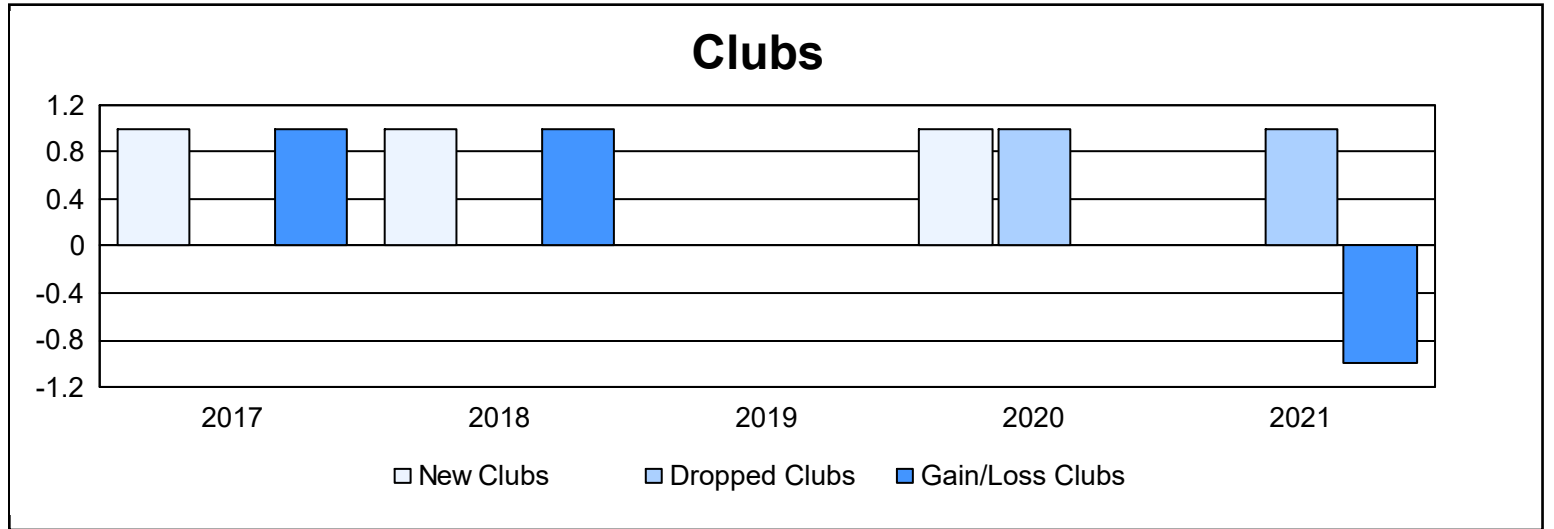
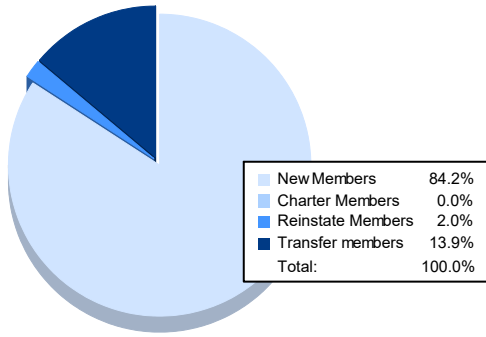


| Year | New Clubs | Dropped Clubs | Gain/ Loss Clubs | New Members | Charter Members | Reinstate Members | Transfer Members | Total Member Added | Total Members Dropped | Gain/ Loss Members |
|----------------|-----------|---------------|------------------|-------------|-----------------|-------------------|------------------|--------------------|-----------------------|--------------------|
| 2016-2017 | 1 | 0 | 1 | 175 | 26 | 10 | 18 | 229 | 249 | -20 |
| 2017-2018 | 1 | 0 | 1 | 146 | 26 | 6 | 17 | 195 | 186 | 9 |
| 2018-2019 | 0 | 0 | 0 | 112 | 3 | 3 | 19 | 137 | 229 | -92 |
| 2019-2020 | 1 | 1 | 0 | 107 | 48 | 3 | 7 | 165 | 184 | -19 |
| 2020-2021 | 0 | 1 | -1 | 85 | 0 | 2 | 14 | 101 | 125 | -24 |
| Average | 1 | 0 | 0 | 125 | 21 | 5 | 15 | 165 | 195 | -29 |



Membership Composition June 2021 Cumulative



Gender Composition June 2021 Cumulative

